







EQUIPMENT STABILIZATION FOLLOWING WATER INCIDENTS

WINTER EDITION

Businesses and insurers face distinctive challenges in dealing with water contamination incidents during the winter season. Rapid response in properly stabilizing electrical equipment after water exposure should be of utmost importance for all stakeholders to increase the likelihood of successful restoration.

Here are expert suggestions to stabilize equipment following water contamination:

-  Disconnect the electricity supply to equipment, including UPS systems/backup battery supplies.
-  Remove excess water by mopping or wiping. 'Wet-type' vacuum cleaners can be used for removing large quantities of water from widespread areas. Do not forget to remove water under raised floors and in electrical ducts.
-  Remove wet objects, such as packaging materials, etc. from the affected areas.
-  Have qualified personnel open equipment and remove surface water where visible. For example, open equipment covers and remove all water from inside the equipment.
-  Install dehumidifiers in the areas where the affected equipment is located, and reduce the humidity to around 45% - 55% RH. If dehumidifiers are not available, use fans to circulate air through the affected areas.
-  Apply a metal preserving compound (e.g. oil, grease or WD-40) to unprotected metallic surfaces on machinery to stop, or slow down, corrosion.

To contact an AREPA restoration expert, visit www.arepa.com.